

**Meeting of
Madera County Board of Education
Tuesday, November 14, 2023
3:30 p.m.**

This meeting will be held at
1105 South Madera Avenue, Conference Room 5,
Madera, CA 93637

AGENDA

Reasonable Accommodation for any Individual with Disability – Pursuant to the Rehabilitation Act of 1973 and the Americans with Disabilities Act of 1990, any individual with a disability who requires reasonable accommodation to attend or participate in a meeting or function of the Madera County Board of Education, may request assistance by contacting the Office of the Madera County Superintendent of Schools. All documents pertaining to open session agenda items are available to anyone upon request from the office at 1105 South Madera Avenue, Madera, CA 93637; Telephone: (559) 662-6274; FAX (559) 673-5569.

1.0 Call to Order

1.1 Flag Salute

2.0 Consideration of Minutes

2.1 Regular Meeting October 10, 2023 (Action) [Board]

3.0 Adoption of Board Agenda

(Action) [Board]

4.0 Information

4.1 Public Comment

[This time is offered to members of the public wishing to address the Board on matters under the jurisdiction of the Board, but not listed on the agenda. Board members may listen to but not discuss matters not on the agenda. (G.C. 54954.2) The Board will not take action on any items presented under public comment. Speakers are limited to 3 minutes.]

4.2 Letters and Communications

4.3 Non-School Sources

4.4 Madera County School Boards Association (MCSBA)
Executive Committee Meeting Report

[Deniz]

4.5 Madera County Foundation Board Report

[Bustos]

4.6 Member Report(s)

[Member]

5.0 Information from the Superintendent and Staff

- 5.1 Disclosure of Salary Adjustment per Education Code 1302
[Review of salaries having increased over \$10,000] [Massetti]
- 5.2 Quarterly Reports on Williams Uniform Complaint
[MCSOS and district quarterly reports] [Massetti]

6.0 Old Business

7.0 Closed Session

8.0 New Business

- 8.1 Consideration Issuance of Temporary County Certificates
[Ratification of Temporary County Certificates
issued previous month] (Action) [Protzman]
- 8.2 Consideration Disposition of Surplus/Obsolete Equipment
[Equipment to be declared obsolete and removed
from inventory] (Action) [Massetti]
- 8.3 Consideration Investment Performance Statement
[Review and approval of quarterly rate of return of
investments with the county government] (Action) [Massetti]
- 8.4 Consideration Acceptance of Williams Annual Report
[Annual Visitation Report Required by Law] (Action) [Protzman]

9.0 Other

- 9.1 Consideration Superintendent's Compensation
[Review Superintendent Salary Schedule] (Action) [Board]

10.0 Adjournment

UNADOPTED

Minutes of Madera County Board of Education October 10, 2023

Present: Shelley Deniz, Cathie Bustos, Tammy Loveland, Zimri Padilla, Danny Bonilla, Alfred Soares, Jr., Cecilia A. Massetti, Executive Secretary

Absent: Nancy Prospero

Also Present: Joe Casarez, Fred Cogan, Jessica Drake, Kim Linderholm, Jennifer Pascale, Susan Pennell, Tricia Protzman, Marisol Verduzco

1.0 Call to Order

1.1 Flag Salute

President Tammy Loveland called the meeting to order at 3:30 p.m., followed by the flag salute.

2.0 Consideration of Minutes

2.1 Regular Meeting September 12, 2023

Alfred Soares, Jr., moved to approve the minutes of September 12, 2023, seconded by Zimri Padilla and carried by unanimous vote.

Ayes: Bonilla, Bustos, Loveland, Padilla, Soares, Jr.
Noes: None
Abstain: Deniz
Absent: Prospero

3.0 Adoption of Board Agenda

Shelley Deniz moved to adopt the agenda as presented, seconded by Cathie Bustos and carried by unanimous vote.

Ayes: Bonilla, Bustos, Deniz, Loveland, Padilla, Soares, Jr.
Noes: None
Abstain: None
Absent: Prospero

4.0 Information

4.1 Public Comment

President Loveland stated this time is offered to members of the public wishing to address the Board on matters under the jurisdiction of the Board, but not listed on the agenda. Board members may listen to, but not discuss matters not on the agenda. (G.C. 54954.2) The Board will not take action on any items presented under public comment. Speakers are limited to three minutes.

No one came forward to address the Board.

4.2 Letters and Communications

- ♦ The California Department of Education approved the Madera County Superintendent of Schools' 2021-2022 through 2023-2024 Local Control and Accountability Plan for the 2023-2024 school year.
- ♦ Dr. Massetti attended the Madera Community College President's Breakfast, on October 6, 2023, along with Jessica Drake, Hugo Sanchez, Fred Cogan, and Nancy Prospero.
- ♦ An article was printed in the Tribune about Excellence in Education.

4.3 Non-School Sources

- ♦ Dr. Massetti attended the Alegria Guild's Day in the Country. A few staff members and Board Member Deniz also attended.
- ♦ A letter was received from Lisa Morinini thanking Board members for their support and kindness after the loss of her mother, Sara Wilkins.

4.4 Madera County School Boards Association (MCSBA) Executive Committee Meeting Report

Mrs. Deniz reported there has been no meeting since the Board last met.

4.5 Madera County Foundation Board Report

Mrs. Bustos reported the next meeting will be held October 18.

4.6 Member Report(s)

Mr. Soares, Jr. reported on Excellence in Education. He commented this event is the award ceremony of the year. EECU and MCSOS staff, especially IT did a great job. He encouraged the Board to attend next year.

5.0 Information from the Superintendent and Staff

5.1 MCSOS Williams Quarterly Report

Ms. Drake reported there have been no Williams complaints filed with MCSOS.

5.2 Countywide Revenue by District and Total

Mrs. Verduzco reported most federal funds have not been received because those are on a reimbursement basis. All districts are on track for this time of year. As of September 30, approximately \$90 million have been received from LCFF sources. By the end of the year, that figure will be around \$451 million. These funds are distributed amongst the nine districts. Charter schools are not included.

Dr. Massetti asked Mrs. Verduzco to explain why MCSOS has to watch cash around this time of year. Mrs. Verduzco stated in previous years, cash was monitored heavily during the October and November months because taxes were not received until December. However, since COVID, there have been additional funds and monitoring cash flow is not as necessary. The concern now is whether funds will be deferred.

UNADOPTED

Mr. Padilla asked when a plan for spending COVID funds will be prepared. Mrs. Verduzco explained a plan was developed when funds were received.

Dr. Massetti asked for the average monthly expenditures. Mrs. Verduzco stated payroll is approximately \$50 million a month and accounts payable is anywhere between \$2-\$9 million a week.

5.3 Assessing Student Threats

Ms. Drake introduced Dr. Rod Keeler and Officer Jesse Herring. Both of them along with CAES Program Director Hugo Sanchez attended a trainer of trainer series provided by the Federal Bureau of Investigation (FBI) regarding student threats. The first training for Madera County was held just before COVID hit. Two trainings were offered last year. Teams from districts attended. The first training provided the information and the second training allowed attendees to put what was learned into action through table scenarios.

Dr. Keeler showed the Sandy Hook Promise Video and then explained that school violence goes back to the 17th century. While rampage killings are on the rise, schools are still relatively safe. Only 1 in 2 million people will be killed in a school incident. Students are 40 times more likely to be killed by homicide outside of school. The objectives of the Salem-Keizer Cascade Threat Assessment are to identify potential situations, organize and manage situations, and eliminate the harm of others. It also unifies all agencies that work with students. Ms. Drake announced two trainings will be offered this year: November 13 and December 8.

Officer Herring explained his role is different from educators. When he becomes aware of a threat, he has the ability to search a student and the student's property. Board Member Bustos stated she thought it was illegal to search students or their belongings. She recommended an announcement be made on the first day of school. She felt that would be a deterrent. Mr. Cogan explained this information is provided in the student handbook. Parents are required to sign that they have received and read the handbook. He felt if an announcement were made, students would be more likely to test the situation.

Board Member Padilla asked what would happen if a student was threatened outside of school. Officer Herring stated that police can always intervene. It does not matter if the threat was made on or off campus.

5.4 Annual Report

Dr. Massetti reviewed sections of the annual report with the Board including: Distinguished Teacher, prom, promotion, CAES graduation, Medical Careers Day, and the job fair.

6.0 Old Business

None

7.0 Closed Session

None

8.0 New Business

8.1 Consideration Issuance of Temporary County Certificates

Mr. Casarez asked the Board to ratify the issuance of Temporary County Certificates (TCCs) from September 1-29, 2023. TCCs are issued in order to authorize the individual to work while the California Commission on Teacher Credentialing reviews the waiver request, emergency permit, initial, and/or renewal credential application packet.

Mr. Padilla asked if short term certificates were for administrators. Mr. Casarez explained they are used for certificated staff while they work toward certificate completion. In most cases, the certificates or TCCs are for staff wanting to become teachers who already have a bachelor degree, but have not started a credential program.

Alfred Soares, Jr., moved to ratify the TCCs, seconded by Shelley Deniz and carried by unanimous vote.

Ayes: Bonilla, Bustos, Deniz, Loveland, Padilla, Soares, Jr.

Noes: None

Abstain: None

Absent: Prosperi

8.2 Consideration Disposition of Surplus/Obsolete Equipment

Mrs. Verduzco provided the Board with a list of equipment declared obsolete. Items included a Dell computer and monitor.

Shelley Deniz moved to approve the list of surplus/obsolete equipment submitted, seconded by Danny Bonilla and carried by unanimous vote.

Ayes: Bonilla, Bustos, Deniz, Loveland, Padilla, Soares, Jr.

Noes: None

Abstain: None

Absent: Prosperi

8.3 Consideration Educational Resources and Services Instructional Materials Recommendations

Mrs. Pennell reviewed a list of materials to be included in the Education Resource Services (ERS). She brought a sample kit with an emu puppet for the Board. Mrs. Deniz complemented Mrs. Pennell on her choices for the book list. She felt they were more age appropriate and curriculum based this time.

Danny Bonilla moved to approve the list of materials for inclusion in the ERS collection,

seconded by Shelley Deniz and carried by unanimous vote.

Ayes: Bonilla, Bustos, Deniz, Loveland, Padilla, Soares, Jr.
Noes: None
Abstain: None
Absent: Prosperi

8.4 Consideration Comprehensive Safety Plan

8.4.1 School Safety Plans

Ms. Drake explained a team of staff from CTA, CSEA, Gould, Apollo, and MCIA meet quarterly as a safety committee. The school safety plan is comprised of two components: culture/climate and physical environment. The team concentrated on a holistic approach to school safety. Team members were added from IT for cybersecurity as well as Operations for facility and maintenance safety. The safety plans are not available on the MCSOS website for safety reasons, but safety drills are completed on a monthly basis and feedback is provided to parents.

Mr. Padilla asked what staff do when they are on a break and there is a lock down. Ms. Drake stated the drills are completed at various times so the students and staff know what to do no matter the time or their location on campus.

8.4.2 Disaster Response and Emergency Preparedness Plan

Mrs. Linderholm stated this is the “action” portion of the safety plan. Many changes were made to the plan this year. All sites follow the same plan, but the details for the site might be different.

Mr. Soares, Jr., asked if the site safety trainings are completed prior to students starting. Ms. Drake explained trainings are provided early in the year.

Alfred Soares, Jr., moved to approve the Comprehensive Safety Plan, seconded by Cathie Bustos and approved by unanimous vote.

Ayes: Bonilla, Bustos, Deniz, Loveland, Padilla, Soares, Jr.
Noes: None
Abstain: None
Absent: Prosperi

8.5 Consideration Approval of 2022-2023 Unaudited Actuals

Mrs. Verduzco reported the 2022-2023 fiscal year has been closed out. The General Fund showed a net increase of \$10,822,348. \$3,440,358 of that total was on the Unrestricted side. Included in the unrestricted fund balance are Special Funding Assignments totaling \$2,496,958 consisting of amounts reserved for Differentiated Assistance and Local Control Accountability Plan Oversight.

The net increase to the Charter School Fund balance was \$276,001. PTC saw an increase of \$310,550 and MCIA had a decrease of \$34,549.

UNADOPTED

Danny Bonilla moved to approve the Unaudited Actuals as reported, seconded by Zimri Padilla and carried by unanimous vote.

Ayes: Bonilla, Bustos, Deniz, Loveland, Padilla, Soares, Jr.
Noes: None
Abstain: None
Absent: Prospero

8.6 Consideration Resolution No. 4, 2023-2024 Gann Limit

Mrs. Verduzco explained the Gann Amendment, Proposition 4, limits the growth of spending to be no greater than the rate of inflation and the change in population.

Shelley Deniz moved to adopt Resolution Number 4, 2023-2024 GANN Limit as presented, seconded by Danny Bonilla and carried by unanimous vote.

Ayes: Bonilla, Bustos, Deniz, Loveland, Padilla, Soares, Jr.
Noes: None
Abstain: None
Absent: Prospero

8.7 Consideration of Single Plan for Student Achievement (SPSA) for Madera County Superintendent of Schools (Endeavor/Voyager Secondary)

Mr. Cogan stated LCAPs are used for PTC and MCIA. The SPSA is used to report information on Endeavor/Voyager. The SPSA is a document that represents a school's cycle of continuous improvement of student performance. Last year, Endeavor/Voyager Secondary School served 145 students.

Alfred Soares, Jr., moved to approve the Title I Single Plan for Student Achievement (SPSA), seconded by Zimri Padilla and carried by unanimous vote.

Ayes: Bonilla, Bustos, Deniz, Loveland, Padilla, Soares, Jr.
Noes: None
Abstain: None
Absent: Prospero

8.8 Consideration of Annual Federal Addendum to LCAPs

8.8.1 Madera County Superintendent of Schools

8.8.2 Pioneer Technical Center

8.8.3 Madera County Independent Academy

Mr. Cogan explained local educational agencies (LEA) applying for ESSA funds must complete the LCAP Federal Addendum as part of meeting the requirements for the ESSA LEA Plan. The LEA must address the strategy and alignment to the goals of the LCAP.

Alfred Soares, Jr., moved to approve the Federal Addendum to the LCAPs for Madera

UNADOPTED

County Superintendent of Schools, Pioneer Technical Center, and Madera County Independent Academy, seconded by Danny Bonilla and carried by unanimous vote.

Ayes: Bonilla, Bustos, Deniz, Loveland, Padilla, Soares, Jr.
Noes: None
Abstain: None
Absent: Prospero

9.0 Other

None


10.0 Adjournment

Alfred Soares, Jr., moved to adjourn the meeting, seconded by Zimri Padilla and carried by unanimous vote.

The meeting adjourned at 5:07 p.m.

Sincerely,

Cecilia A. Massetti, Ed.D.
Executive Secretary



Agenda Item 5.1

Board of Education Informational Item November 14, 2023

Topic:

Disclosure of Salary Adjustment per Education Code 1302

Background:

Education Code 1302, passed in 2002, asks that any adjustment to salary or bonus over \$10,000 be brought to the Board of Education for discussion. As the Cost of Living Adjustments (COLA) were applied along with salary schedule steps and columns, promotions, increased number of work days, a classification study, increases in longevity and work hours, there continue to be a number of positions that are beyond the \$10,000 threshold. Over the last three years adjustments have been made to the salary schedule as reviewed in September of 2022 and are now updated with the settlements of the 2023-2024 year.

Previous information shared

In the 2021-2022 school year positions cited were: 56 teaching and specialist positions, 2 classified positions, 6 administrative positions, 2 internal classified/confidential positions (\$10,391.00 to \$19,412.00). In 2022-2023 school year positions cited were 14 teaching and specialist positions: 9 classified positions, 20 classified/administrative positions and 7 classified/confidential positions (\$10,203.00 to \$35,207.00).

Current information


In the 2023-2024 school year there are 8 teaching and specialist positions, 1 classified position, 48 classified/administrative positions and 13 classified/confidential positions with increases above \$10,000.00. Compensation ranging from \$10,970.76 to \$24,160.34 was impacted by a classification study completed and implemented for the internal classified/confidential group and promotions into higher level positions, along with cost of living adjustments and salary schedule steps and column adjustments.

Financial Impact:

Included in the approved budget.

Resource:

Cecilia A. Massetti, Ed.D.
Madera County Superintendent of Schools



Cecilia A. Massetti, Ed.D.
Superintendent of Schools

Agenda Item 5.2

Board of Education Informational Item November 14, 2023

Topic:

Quarterly Reports on Williams Uniform Complaint

Background:

Pursuant to Education Code 35186 (e), Madera County school districts are required to report to the County Superintendent of Schools, on a quarterly basis, the total number of complaints by general subject area with the number of resolved and unresolved complaints.

All districts except for Raymond-Knowles Union Elementary School District have submitted reports. Madera Unified School District has reported one Williams Uniform Complaint under the General Subject Area: Teacher Vacancy or Missassignment. The complaint has not yet been resolved.


If any complaints are filed with Raymond-Knowles, they will be brought forward at the next Madera County Board of Education meeting.

Financial Impact:

None

Resource:

Cecilia A. Massetti, Ed.D.
Madera County Superintendent of Schools



Cecilia A. Massetti, Ed.D.
Superintendent of Schools

Agenda Item 8.1

Board of Education Action Item November 14, 2023

Topic:

Consideration Issuance of Temporary County Certificates.

Background:

Attached is a listing of the Temporary County Certificates (TCC) issued from October 1, 2023. TCC's are issued in order to authorize the individual to work while the California Commission on Teacher Credentialing reviews his/her waiver request, emergency permit, initial and/or renewal credential application packet.

Dr. Cecilia A. Massetti, Madera County Superintendent of Schools or an assigned designee, approved and signed each certificate. The Board is now requested to ratify this action.

Financial Impact:

None

Resource:

Tricia Protzman
Deputy Superintendent, Educational Services
Educational Services

Recommendation:


It is recommended the Board ratify the issuance of Temporary County Certificates from October 1-31, 2023.

MADERA COUNTY SUPERINTENDENT of SCHOOLS

TEMPORARY COUNTY CERTIFICATES Issued 10/01/2023-10/31/2023

<i>Last Name</i>	<i>First Name</i>	<i>Credential Applied For</i>	<i>Valid Dates of TCC</i>	<i>Employing District</i>	<i>Date Issued</i>	<i>Application Type</i>
Atsma	Annika	Short Term Staff Permit	08/01/2023-09/01/2024	Golden Valley USD	10/31/2023	New
Aved	Daniel	Preliminary Administrative Services	08/23/2023-09/01/2024	Madera USD	10/31/2023	New
Baez	Jaqueline	Prospective Sub Teaching Permit	10/24/2023-11/01/2024	County-Wide Substitute Teacher List	10/31/2023	New
Barba	Diego	Short Term Staff Permit	10/01/2023-11/01/2024	Madera USD	10/31/2023	New
Carreno	Angela	Prospective Sub Teaching Permit	10/31/2023-11/01/2024	County-Wide Substitute Teacher List	10/31/2023	New
Carrillo	Victor	EM-30 Day Substitute Teacher Permit	10/01/2023-11/01/2024	Madera USD	10/31/2023	Renewal
Cheatham	Phillip	CCSD EL Authorization Waiver	08/15/2023-09/01/2024	Chowchilla Union HSD	10/31/2023	New
Cook	Katlyn	Emergency CLAD	08/16/2023-09/01/2024	Chowchilla Union HSD	10/31/2023	New
DeBernardi	Kristi	Preliminary Administrative Credential Extension	10/04/2023-11/01/2024	Chawanakee USD	10/31/2023	New
Elisalde	Jacob	Prospective Sub Teaching Permit	10/06/2023-11/01/2024	County-Wide Substitute Teacher List	10/31/2023	New
Gallegos	Katelyn	Short Term Staff Permit	10/01/2023-11/01/2024	Madera USD	10/31/2023	New
Gamboa	Sabrina	Emergency CLAD	08/16/2023-09/01/2024	Chowchilla Union HSD	10/31/2023	New
Gibson	Dallas	Prospective Sub Teaching Permit	09/08/2023-10/01/2024	County-Wide Substitute Teacher List	10/31/2023	New
Hamblen	Stephanie	Preliminary Administrative Credential	07/01/2023-08/01/2024	Madera USD	10/31/2023	New
Lescroart	Aaron	Emergency CLAD	08/16/2023-09/01/2024	Chowchilla Union HSD	10/31/2023	New

Last Name	First Name	Credential Applied For	Valid Dates of TCC	Employing District	Date Issued	Application Type
Magdaleno	Jose	Short Term Staff Permit	10/01/2023-11/01/2024	Madera USD	10/31/2023	New
Mendoza	Karen	Administrative Services Credential Waiver	07/01/2023-08/01/2024	Madera USD	10/31/2023	Renewal
Meyers	Grant	Prospective Sub Teaching Permit	10/17/2023-11/01/2024	County-Wide Substitute Teacher List	10/31/2023	New
Middleton	Heath	CCSD EL Authorization Waiver	08/15/2023-09/01/2024	Chowchilla Union HSD	10/31/2023	New
Munguia	Yanett	TPSL- Multiple Subject	10/09/2023-11/01/2024	Madera USD	10/31/2023	New
Munoz	Denise	Multiple Subject and Administrative Credential	07/01/2023-08/01/2024	Madera USD	10/31/2023	Renewal
Parsons	Stacy	CCSD EL Authorization Waiver	08/15/2023-09/01/2024	Chowchilla Union HSD	10/31/2023	New
Rangel	Alma	Prospective Sub Teaching Permit	10/09/2023-11/01/2024	County-Wide Substitute Teacher List	10/31/2023	New
Rindlisbacher	Vivian	Emergency CLAD	08/01/2023-09/01/2024	Madera USD	10/31/2023	New
Stockton	Christina	CCSD EL Authorization Waiver	08/16/2023-09/01/2024	Chowchilla Union HSD	10/31/2023	New
Sutton	Amy	English ELD	08/01/2023-09/01/2024	Madera USD	10/31/2023	New
Torres	Oscar	Short Term Staff Permit	10/01/2023-11/01/2024	Golden Valley USD	10/31/2023	New
Walker	Erick	Intern Education Specialist Credential Extension	10/01/2023-11/01/2024	Golden Valley USD	10/31/2023	New
Wright	Jordan	School Nurse Services Credential	10/10/2023-11/01/2024	Bass Lake SD	10/31/2023	New
Yerrick	Jackson	Emergency CLAD	08/01/2023-09/01/2024	Madera USD	10/31/2023	New



Cecilia A. Massetti, Ed.D.
Superintendent of Schools

Agenda Item 8.2

Board of Education Action Item November 14, 2023

Topic:

Consideration Disposition of Surplus/Obsolete Equipment.

Background:

MCSOS staff members have completed a review of other equipment not in use and have determined that these items cannot be used in alternative placements. The equipment is shown on the attached list. Once declared obsolete, the items will be removed from our Fixed Asset Inventory and discarded.

Financial Impact:

None

Resource:

Cecilia A. Massetti, Ed.D.
Madera County Superintendent of Schools

Recommendation:

It is recommended the Board approve the attached list of equipment to be declared obsolete and removed from inventory.

Obsolete Items List - For November 2023 Board

Computers


<u>Description</u>	<u>Make</u>	<u>Model</u>	<u>S/N</u>	<u>Asset Tag</u>	<u>Obsolete</u>	<u>Non-operational</u>
Acer Firecast Computer	Acer	VM6610G	PS00830064138002DF0100	24391		X
Laptop	Dell	Dell Vostro 1510		23188	X	

Printers

<u>Description</u>	<u>Make</u>	<u>Model</u>	<u>S/N</u>	<u>Asset Tag</u>	<u>Obsolete</u>	<u>Non-operational</u>
Printer	HP	HP Deskjet 970CXi	MY11V152DN	9885	X	

Other Items

<u>Description</u>	<u>Make</u>	<u>Model</u>	<u>S/N</u>	<u>Asset Tag</u>	<u>Obsolete</u>	<u>Non-operational</u>
Record Player	Califone	1430K	EG-21474	5488		X
Projector	Dell	2200MP	TWOC2727706413CI0765	20837	X	
Projector	Dell	1510X	1BL0G22	25230	X	
Projector	Dell	2200MP	JZV9081	21428	X	
Projector	Dell	2400 MP	CNOCF901S00817280224	22316	X	
Projector	Dell	1609WX	G09T0D1	23142	X	
DVD/VCR			WO 800		X	
DVD/VCR			WO 799		X	



Cecilia A. Massetti, Ed.D.
Superintendent of Schools

Agenda Item 8.3

Board of Education Action Item November 14, 2023

Topic:

Investment Performance - Quarterly Report of Investments

Background:

Section 53646 of the Government Code requires the chief fiscal officer of each local agency to provide to the governing board a report of investments, on a quarterly basis. However, if all of an agency's funds are placed in the county treasury, Local Agency Investment Fund (LAIF) or an FDIC-insured bank account, the most recent statement received from these institutions will suffice. If an agency has any other investments, additional reporting is required.

Following its 2023 Investment Policy, all Madera County Superintendent of Schools funds are deposited in the Madera County Treasury, including the proceeds of the tax revenue anticipation notes (TRAN) program, when MCSOS participates. Therefore, we have attached a copy of the latest monthly investment report from the Madera County Co-Mingled Investment Pool which includes its most recent list of investments.

The County Treasurer-Tax Collector's investments continue to provide as favorable a rate of return as can be expected in the current financial market. The current rate of return is 2.96% and compared to last year's rate of return of .83% for the same time period, an increase by 2.13%.

Financial Impact:

Approximately \$20,000 per year.

Resource:

Cecilia A. Massetti, Ed.D.
Madera County Superintendent of Schools

Recommendation:

It is recommended the Board approve the report as presented.



COUNTY OF MADERA
OFFICE OF THE TREASURER/TAX COLLECTOR
TRACY KENNEDY

200 W. 4th Street, 2nd Floor, Madera, CA 93637
Telephone: (559) 675-7713
e-mail: treasurer@maderacounty.com

MEMORANDUM

Date: October 18, 2023
To: Madera County Commingled Investment Pool Participants
From: Tracy Kennedy, Treasurer-Tax Collector
Subject:

Portfolio Summary - September 2023

REQUIREMENT

In compliance with Government Code 53646 (b) the County Treasurer is, at a minimum, required to submit a quarterly investment report within 30 days following the end of each quarter. The Treasurer, however, elected to exceed the minimum requirement by increasing its frequency to a monthly report and disseminate to all pool participants.

Also required in the report is a disclosure of type of investment, name of issuer, date of maturity, par value and the sub total amounts invested for each category held by the County Treasurer including the market value provided by our custodial bank Wells Fargo. For your convenience, our investment reports can also be found on our website at:

www.maderacounty.com/government/treasurer-tax-collector.

While the County Treasurer takes all economic conditions under advisement, our primary goal is to ensure proper liquidity is available for all depositors while taking into consideration all pool expenditure requirements.

c.c. Alview-Dairyland
Bass Lake School District
Chawanakee Unified School District
Chowchilla Cemetery District
Chowchilla Elementary School District
Chowchilla High School District
County Administrative Officer
County Auditor-Controller
County Board of Supervisors
County Superintendent of Schools
First 5 Madera County
Golden Valley School District
Madera Cemetery District
Madera County District Attorney
Madera County Transportation Commission
Madera Unified School District
Raymond-Knowles School District
Philip Toler, County Special Districts
Yosemite Unified School District



**Portfolio Management by Fund
Portfolio Management
Portfolio Summary
September 30, 2023**

Madera County
200 W. 4th Street
Madera, CA 93637
(559)675-7013

Investments	Par Value	Market Value	Book Value	% of Portfolio	Term	Days to Maturity	YTM
Medium Term Notes	59,500,000.00	54,513,250.00	58,058,814.78	6.58	1,458	993	2.818
Federal Agency Coupon Callables	278,285,714.29	258,194,461.43	274,830,642.34	31.13	1,480	700	1.400
Treasury Coupon Securities	194,000,000.00	182,348,340.00	188,240,934.44	21.32	1,194	789	2.834
Allspring Money Market Fund	9,967,909.06	9,967,909.06	9,967,909.06	1.13	1	1	5.330
Bank of America Interest Checking	3,010,985.93	3,010,985.93	3,010,985.93	0.34	1	1	2.050
CAMP: CA Asset Mgmt Program	45,597,720.32	45,597,720.32	45,597,720.32	5.17	1	1	5.550
Federal Agency Disc. -Amortizing	17,500,000.00	17,340,325.00	16,754,418.06	1.90	338	66	4.750
Local Agency Investment Funds	440,234.36	440,234.36	440,234.36	0.05	1	1	3.534
Federal Agency Bullets	272,200,000.00	261,584,470.00	270,718,976.39	30.67	1,056	584	2.884
Municipal Bonds	8,044,692.00	8,022,358.00	8,044,692.00	0.91	5,462	3,572	3.474
Grant Anticipation Notes	7,136,000.00	7,136,000.00	7,136,000.00	0.81	917	597	1.791
	895,683,255.96	848,156,054.10	882,801,327.68	100.00%	1,199	669	2.602

Investments

Total Earnings	September 30 Month Ending	Fiscal Year To Date
Current Year	2,105,210.04	5,432,400.02
Average Daily Balance	864,291,224.93	891,622,967.27
Effective Rate of Return	2.96%	2.42%

Active Account Balance as of 09/30/2023: \$16,463,691.40.

PURSUANT TO GOVERNMENT CODE SECTION 53646:

1. (b)(2) THE COUNTY'S PORTFOLIO IS IN COMPLIANCE WITH THE 2023 INVESTMENT POLICY VALID 01/01/2023 THROUGH 12/31/2023.

2. (b)(3) THE MADERA COUNTY CO-MINGLED INVESTMENT POOL IS ABLE TO MEET THE POOL'S EXPENDITURE REQUIREMENTS FOR THE NEXT SIX MONTHS.

3. (b)(1) MARKET VALUE SOURCE: PRINCIPAL CUSTODY SOLUTIONS.

Tracy Kennedy

10-20-2023

Tracy Kennedy, Treasurer-Tax Collector

Reporting period 09/01/2023-09/30/2023

Data Updated: SET_1PM: 10/17/2023 11:08

Run Date: 10/17/2023-11:08

Portfolio MAD

RC

IE (PRF_PM1) 7.3.11

Report Ver. 7.3.11

Portfolio Management by Fund
Portfolio Management
Portfolio Details - Investments
September 30, 2023

CUSIP	Investment#	Issuer	Average Balance	Purchase Date	ParVatue	Market Value	Book Value	Stated Rate	Days to Maturity	YIM	Maturity Date
Medium Term Notes											
037833DX5	1740	APPLE INC.		06/28/2021	3,000,000.00	2,751,690.00	2,985,797.86	0.550	689	0.791	Aaa 08/20/2025
037833DX5	1757	APPLE INC.		09/30/2021	5,000,000.00	4,586,150.00	4,965,568.57	0.550	689	0.901	Aaa 08/20/2025
478160CN2	1830	Johnson & Johnson		01/12/2023	5,000,000.00	4,573,400.00	4,657,108.54	0.550	701	4.208	Aaa 09/01/2025
46632FTH8	1864	JP Morgan		09/22/2023	5,000,000.00	4,934,200.00	5,000,000.00	6.000	722	6.000	A2 09/22/2025
023135BX3	1741	AMAZON.COM INC		06/28/2021	3,000,000.00	2,697,270.00	3,000,000.00	1.000	954	1.000	A1 05/12/2026
0231358(3	1789	AMAZON.COM INC		01/27/2022	5,000,000.00	4,495,450.00	4,916,116.50	1.000	954	1.580	A1 05/12/2026
89236TJK2	1756	Toyota		09/30/2021	7,000,000.00	6,250,860.00	6,984,715.27	1.125	991	1.200	A1 06/18/2026
594918BR4	1805	Microsoft Corp		04/25/2022	5,000,000.00	4,644,800.00	4,885,879.07	2.400	1,042	3.220	Aaa 08/08/2026
14912L6T3	1844	Caterpillar		04/12/2023	5,000,000.00	4,628,950.00	4,747,368.42	2.400	1,043	4.222	A2 08/09/2026
24422EWA3	1782	John Deere		01/11/2022	1,500,000.00	1,337,580.00	1,495,590.00	1.700	1,198	1.788	A2 01/11/2027
24422EWA3	1783	John Deere		01/11/2022	2,000,000.00	1,783,440.00	1,994,120.00	1.700	1,198	1.788	A2 01/71/2027
24422EWA3	1784	John Deere		01/12/2022	3,000,000.00	2,675,160.00	2,992,015.56	1.700	1,198	1.780	AZ 01/11/2027
24422EWD7	1859	John Deere		06/28/2023	5,000,000.00	4,533,750.00	4,624,368.42	2.350	1,254	4.713	A2 03/08/2027
037833DK3	1836	APPLE INC.		02/06/2023	5,000,000.00	4,620,550.00	4,810,166.57	3.000	1,504	3.933	Aaa 11/13/2027
Subtotal and Average			54,562,322.80		59,500,000.00	54,513,250.00	58,058,814.78		993	2.818	

Federal Agency Coupon Callables

3133EMHL9	1687	Federal Farm Credit		11/30/2020	3,000,000.00	2,974,140.00	3,000,000.00	0.310	60	0.310	Aaa 11/30/2023
3134GXEW0	1685	Federal Home Loan Mortgage Cor		12/14/2020	4,000,000.00	3,959,120.00	4,000,000.00	0.300	74	0.300	Aaa 12/14/2023
3133EMTD4	1711	Federal Farm Credit		03/15/2021	5,000,000.00	4,884,250.00	5,000,000.00	0.370	166	0.370	Aaa 03/15/2024
3135GA4S7	1679	Federal National Mortg. Assoc.		11/17/2020	5,000,000.00	4,839,950.00	5,000,000.00	0.375	229	0.375	Aaa 05/17/2024
3134GWJ64	1664	Federal Home Loan Mortgage Cor		09/10/2020	5,000,000.00	4,823,800.00	5,000,000.00	0.400	253	0.400	Aaa 06/10/2024
3134GWJ64	1665	Federal Home Loan Mortgage Cor		09/10/2020	5,000,000.00	4,823,800.00	5,000,000.00	0.400	253	0.400	Aaa 06/10/2024
3135GA5Y3	7692	Federal National Mortg. Assoc.		12/14/2020	10,000,000.00	9,640,100.00	10,000,000.00	0.375	257	0.375	Aaa 06/14/2024
3134GWTU0	1669	Federal Home Loan Mortgage Cor		09/28/2020	5,000,000.00	4,810,850.00	5,000,000.00	0.375	271	0.375	Aaa 06/28/2024
3134GW4X1	1672	Federal Home Loan Mortgage Cor		10/29/2020	3,000,000.00	2,874,000.00	3,000,000.00	0.375	302	0.375	Aaa 07/29/2024
3134GXGP3	1690	Federal Home Loan Mortgage Cor		12/16/2020	5,000,000.00	4,758,150.00	5,000,000.00	0.400	351	0.400	Aaa 09/16/2024
3130ALTH7	1723	Federal Home Loan Bank		03/30/2021	5,000,000.00	4,755,000.00	5,000,000.00	0.510	365	0.510	Aaa 09/30/2024
3130ALWY6	1734	Federal Home Loan Bank		04/22/2021	2,285,714.29	2,170,171.43	2,285,714.29	0.625	387	0.625	Aaa 10/22/2024
3130ALVR2	1735	Federal Home Loan Bank		04/23/2021	5,000,000.00	4,741,300.00	4,998,821.43	0.520	388	0.536	Aaa 10/23/2024
3134GYDB5	1832	Federal Home Loan Mortgage Cor		01/30/2023	10,000,000.00	9,939,500.00	10,000,000.00	5.000	395	5.005	Aaa 10/30/2024
3130ALU69	1724	Federal Home Loan Bank		04/13/2021	10,000,000.00	9,427,600.00	10,000,000.00	0.580	439	0.580	Aaa 12/13/2024
3133EMLP5	1693	Federal Farm Credit		12/29/2020	10,000,000.00	9,385,600.00	10,000,000.00	0.320	449	0.320	Aaa 12/23/2024
3134GXKF0	1694	Federal Home Loan Mortgage Cor		01/15/2021	10,000,000.00	9,351,700.00	10,000,000.00	0.350	472	0.350	Aaa 01/15/2025
3130AN7L8	1746	Federal Home Loan Bank		07/28/2021	5,000,000.00	4,695,150.00	5,000,000.00	0.520	485	0.520	Aaa 01/28/2025
3133EMSC7	1706	Federal Farm Credit		03/03/2021	5,000,000.00	4,658,400.00	5,000,000.00	0.480	519	0.480	Aaa 03/03/2025

Data Updated: SET_1PM: 10/17/2023 11:08

Run Date: 70/17/2023 -11:08

Portfolio MAD

RC

PM (PRF_PM2) 7.3.11

Portfolio Management by Fund
Portfolio Management
Portfolio Details - Investments
September 30, 2023

CUSIP	Investment#	Issuer	Average Balance	Purchase Date	Par Value	Market Value	Book Value	stated Rate	Days to Maturity	YTM	Maturity Date
Federal Agency Coupon Callables											
3133EMVS8	1725	Federal Farm Credit		04/14/2021	5,000,000.00	4,651,000.00	5,000,000.00	0.690	561	0.690	Aaa 04/14/2025
3130APQE8	1768	Federal Home Loan Bank		11/22/2021	4,000,000.00	3,771,480.00	4,025,622.86	1.500	599	1.172	Aaa 05/22/2025
3134GWP91	1667	Federal Home Loan Mortgage Car		09/16/2020	5,000,000.00	4,604,500.00	5,000,000.00	0.500	624	0.500	Aaa 06/16/2025
3134GXFYS	1689	Federal Home Loan Mortgage Car		12/11/2020	3,000,000.00	2,762,340.00	3,000,000.00	0.500	625	0.500	Aaa 06/17/2025
3133EMFC1	1674	Federal Farm Credit		10/29/2020	3,000,000.00	2,751,480.00	3,000,000.00	0.530	667	0.530	Aaa 07/29/2025
3133EMFC1	1675	Federal Farm Credit		11/05/2020	3,000,000.00	2,751,480.00	3,000,000.00	0.530	667	0.530	Aaa 07/29/2025
3130APP41	1769	Federal Home Loan Bank		11/22/2021	6,000,000.00	5,553,660.00	6,000,000.00	1.125	691	1.125	Aaa 08/22/2025
3136G4M83	1660	Federal National Mortg. Assoc.		08/28/2020	5,000,000.00	4,578,500.00	5,000,000.00	0.600	697	0.600	Aaa 08/28/2025
3134GWY26	1670	Federal Home Loan Mortgage Cor		10/08/2020	5,000,000.00	4,555,050.00	5,000,000.00	0.570	738	0.570	Aaa 10/08/2025
3133ENUZ1	1804	Federal Farm Credit		04/20/2022	3,000,000.00	2,872,290.00	2,996,785.71	3.090	750	3.136	Aaa 10/20/2025
3134GW3X2	1671	Federal Home Loan Mortgage Cor		10/27/2020	3,000,000.00	2,730,330.00	3,000,000.00	0.625	757	0.625	Aaa 10/27/2025
3136G45C3	1673	Federal National Mortg. Assoc.		10/27/2020	4,000,000.00	3,633,840.00	4,000,000.00	0.540	757	0.540	Aaa 10/27/2025
3133ENDV9	1772	Federal Farm Credit		11/17/2021	5,000,000.00	4,574,750.00	5,000,000.00	1.030	778	1.030	Aaa 11/17/2025
3134GXCH5	1682	Federal Home Loan Mortgage Cor		11/25/2020	5,000,000.00	4,527,600.00	5,000,000.00	0.600	786	0.600	Aaa 11/25/2025
3135GAC66	1695	Federal National Mortg. Assoc.		01/21/2021	3,000,000.00	2,692,800.00	3,000,000.00	0.500	843	0.500	Aaa 01/21/2026
3130AKN57	1696	Federal Home Loan Bank		01/28/2021	10,000,000.00	8,973,400.00	10,000,000.00	0.520	850	0.520	Aaa 01/28/2026
3130AKTM8	1699	Federal Home Loan Bank		01/28/2021	4,000,000.00	3,585,920.00	4,000,000.00	0.480	850	0.480	Aaa 01/28/2026
3130ALHHO	1842	Federal Home Loan Bank		04/12/2023	10,000,000.00	9,034,700.00	9,266,538.83	0.960	886	4.101	Aaa .03/05/2026
3130ALH56	1712	Federal Home Loan Bank		03/18/2021	5,000,000.00	4,487,650.00	5,000,000.00	0.750	899	0.750	Aaa 03/18/2026
3133EMUK6	1718	Federal Farm Credit		03/25/2021	2,000,000.00	1,807,500.00	2,000,000.00	1.050	906	1.050	Aaa 03/25/2026
3130ALUC6	1733	Federal Home Loan Bank		04/15/2021	2,000,000.00	1,802,880.00	2,000,000.00	1.020	927	1.020	Aaa 04/15/2026
3134GXCJ1	1843	Federal Home Loan Mortgage Cor		04/12/2023	5,000,000.00	4,446,600.00	4,525,317.94	0.650	970	4.051	Aaa 05/28/2026
3130AMYP1	1743	Federal Home Loan Bank		07/15/2021	4,000,000.00	3,586,120.00	4,000,000.00	1.125	1,018	1.125	Aaa 07/15/2026
3130AP3E3	J752	Federal Home Loan Bank		09/30/2021	5,000,000.00	4,445,850.00	5,000,000.00	0.820	1,095	0.820	Aaa 09/30/2026
3130APBV6	1762	Federal Home Loan Bank		10/07/2021	6,000,000.00	5,317,680.00	6,000,000.00	1.000	1,102	1.000	Aaa 10/07/2026
3730APGT6	1764	Federal Home Loan Bank		10/28/2021	6,000,000.00	5,331,480.00	6,000,000.00	1.150	1,123	1.150	Aaa 10/28/2026
3130APJH9	1825	Federal Home Loan Bank		12/21/2022	10,000,000.00	9,015,300.00	9,082,480.17	1.000	1,123	3.118	Aaa 10/28/2026
3133ENDC1	1771	Federal Farm Credit		11/03/2021	6,000,000.00	5,356,980.00	6,000,000.00	1.330	1,129	1.330	Aaa 11/03/2026
3130APPC3	1770	Federal Home Loan Bank		11/18/2021	5,000,000.00	4,460,800.00	5,000,000.00	1.350	1,144	1.350	Aaa 11/18/2026
3130ARMS7	1802	Federal Home Loan Bank		04/29/2022	3,000,000.00	2,795,550.00	3,000,000.00	3.000	1,306	3.000	Aaa 04/29/2027
3130AJSP5	1863	Federal Home Loan Bank		07/13/2023	11,000,000.00	9,471,770.00	9,634,838.89	1.000	1,374	4.441	Aaa 07/06/2027
3130ATF77	1861	Federal Home Loan Bank		07/07/2023	10,000,000.00	9,750,600.00	10,014,522.22	5.000	1,460	5.379	Aaa 09/30/2027
subtotal and Average			274,816,419.39		278,285,714.29	258,194,481.43	274,830,642.34		700	1.400	

Portfolio Management by Fund
Portfolio Management
Portfolio Details - Investments
September 30, 2023

CUSIP	Investment#	Issuer	Average Balance	Purchase Date	Par Value	Market Value	Book Value	stated Rate	Days to Maturity	YIM	Mood:'s	Maturity Date
Treasury Coupon Securities												
91282CAP6	1720	US Treasury		03/24/2021	6,000,000.00	5,988,780.00	5,997,110.04	0.125	14	0.221	Aaa	10/15/2023
91282COVO	1795	US Treasury		02/03/2022	5,000,000.00	4,925,600.00	4,993,277.17	0.875	122	1.146	Aaa	01/31/2024
97282CDVO	1822	US Treasury		12/07/2022	10,000,000.00	9,851,200.00	9,813,125.00	0.875	122	4.731	Aaa	01/31/2024
91282CBV2	1779	US Treasury		01/06/2022	5,000,000.00	4,865,800.00	4,975,540.29	0.375	197	0.869	Aaa	04/15/2024
9128286R6	1849	US Treasury		05/08/2023	5,000,000.00	4,908,600.00	4,886,039.40	2.250	212	4.712	Aaa	04/30/2024
91282CCC3	1738	U,S Treasury		06/23/2021	3,000,000.00	2,904,270.00	2,995,211.83	0.250	227	0.410	Aaa	05/15/2024
912828XT2	1860	US Treasury		06/28/2023	10,000,000.00	9,775,400.00	9,717,644.30	2.000	243	5.344	Aaa	05/31/2024
91282CCL3	1753	US Treasury		09/23/2021	5,000,000.00	4,805,100.00	4,998,049.16	0.375	288	0.414	Aaa	07/15/2024
912828056	1819	US Treasury		11/18/2022	10,000,000.00	9,735,600.00	9,794,988.21	2.375	319	4.523	Aaa	08/15/2024
912828YE4	1796	US Treasury		02/03/2022	5,000,000.00	4,812,100.00	4,998,859.29	1.250	335	1.273	Aaa	08/31/2024
91282CCX7	1754	US Treasury		09/24/2021	5,000,000.00	4,764,650.00	4,993,292.18	0.375	350	0.510	Aaa	09/15/2024
912828ZC7	1797	US Treasury		02/03/2022	5,000,000.00	4,719,550.00	4,982,178.13	1.125	516	1.369	Aaa	02/28/2025
912828ZL7	1785	US Treasury		01/11/2022	5,000,000.00	4,635,350.00	4,913,980.49	0.375	577	1.255	Aaa	04/30/2025
912828ZL7	1788	US Treasury		01/13/2022	5,000,000.00	4,635,350.00	4,913,481.43	0.375	577	1.260	Aaa	04/30/2025
912828ZTO	1739	US Treasury		06/23/2021	3,000,000.00	2,766,330.00	2,976,052.19	0.250	608	0.655	Aaa	05/31/2025
912828ZW3	1750	US Treasury		08/30/2021	4,000,000.00	3,676,240.00	3,972,097.99	0.250	638	0.603	Aaa	06/30/2025
91282CAB7	1749	US Treasury		08/30/2021	4,000,000.00	3,662,520.00	3,970,866.64	0.250	669	0.619	Aaa	07/31/2025
91282CAJO	1748	US Treasury		08/30/2021	4,000,000.00	3,649,840.00	3,969,765.62	0.250	700	0.633	Aaa	08/31/2025
91282CAZ4	1763	US Treasury		10/06/2021	6,000,000.00	5,436,360.00	5,935,706.12	0.375	791	0.811	Aaa	11/30/2025
912828Y95	1847	US Treasury		04/24/2023	8,000,000.00	7,380,000.00	7,558,823.32	1.875	1,034	3.847	Aaa	07/31/2026
912828Y95	1851	US Treasury		05/12/2023	5,000,000.00	4,612,500.00	4,764,094.39	1.875	1,034	3.552	Aaa	07/31/2026
912828Y95	1853	US Treasury		05/24/2023	5,000,000.00	4,612,500.00	4,709,066.26	1.875	1,034	3.957	Aaa	07/31/2026
91282CCZ2	1758	US Treasury		09/30/2021	5,000,000.00	4,461,700.00	4,978,384.92	0.875	1,095	1.002	Aaa	09/30/2026
912828V98	1858	US Treasury		06/28/2023	10,000,000.00	9,227,700.00	9,382,153.62	2.250	1,233	4.169	Aaa	02/15/2027
91282CET4	1826	US Treasury		12/21/2022	10,000,000.00	9,296,100.00	9,583,056.00	2.625	1,338	3.766	Aaa	05/31/2027
91282CFB2	1827	US Treasury		12/21/2022	10,000,000.00	9,315,200.00	9,631,060.61	2.750	1,399	3.762	Aaa	07/31/2027
91282CFB2	1846	US Treasury		04/24/2023	5,000,000.00	4,657,600.00	4,818,063.24	2.750	1,399	3.741	Aaa	07/31/2027
91282CFH9	1834	US Treasury		01/18/2023	10,000,000.00	9,437,900.00	9,813,150.58	3.125	1,430	3.636	Aaa	08/31/2027
91282CAL5	1835	US Treasury		02/03/2023	11,000,000.00	9,285,100.00	9,584,278.77	0.375	1,460	3.499	Aaa	09/30/2027
91282CGH8	1862	US Treasury		07/07/2023	10,000,000.00	9,543,400.00	9,621,537.25	3.500	1,583	4.438	Aaa	01/31/2028
Subtotal and Average			188,239,360.73		194,000,000.00	182,348,340.00	188,240,934.44		789	2.834		
Allspring Money Market Fund												
VP4560000	140	Allspring Govt Money Market			9,967,909.06	9,967,909.06	9,967,909.06	5.330	1	5.330	Aaa	
Subtotal and Average			11,891,440.52		9,967,909.08	9,987,909.06	9,967,909.06		1	5.330		

**Portfolio Management by Fund
Portfolio Management
Portfolio Details - Investments
September 30, 2023**

CUSJP	Investment#	Issuer	Average Balance	Purchase Date	Par Value	Market Value	Book Value	Slated Rate	Days to Maturity	YIM	Moody's	Maturity Date
Bank of America Interest Checking												
SYS131	131	Bank of America Interest Acct		07/13/2023	3,010,985.93	3,010,985.93	3,010,985.93	2.050	1	2.0	50	
		Subtotal and Average	1,042,695.70		3,010,985.93	3,010,985.93	3,010,985.93		1	2.050		
CAMP: CA Asset Mgmt Program												
SYS1486	1486	California Asset Mgmt Program			45,597,720.32	45,597,720.32	45,597,720.32	5.550	1	5.5	50	
		Subtotal and Average	18,664,893.75		45,597,720.32	45,597,720.32	45,597,720.32		1	5.550		
Commercial Paper Disc. -Amortizing												
		Subtotal and Average	2,255,724.73									
Federal Agency Disc. -Amortizing												
313384NC9	1817	Federal Home Loan Bank		10/27/2022	10,000,000.00	9,977,200.00	9,555,988.89	4.490	17	4.710	P-1	10/18/2023
313384SV2	1841	Federal Home Loan Bank		03/31/2023	7,500,000.00	7,363,125.00	7,198,429.17	4.610	130	4.8	O3	P1 02/08/2024
		Subtotal and Average	16,754,418.06		17,500,000.00	17,340,325.00	16,754,418.06		66	4.750		
Local Agency Investment Funds												
SYS119	119	Local Agency Investment Fund			201,786.94	201,786.94	201,786.94	3.534	1	3.534		
SYS119	120	Local Agency Investment Fund			238,447.42	238,447.42	238,447.42	3.534	1	3.534		
		Subtotal and Average	1,395,434.36		440,234.36	440,234.36	440,234.36		1	3.534		
Federal Agency Bullets												
3137EAEY1	1730	Federal Home Loan Mortgage Cor		03/30/2021	8,000,000.00	7,983,520.00	7,996,211.35	0.125	15	0.220	Aaa	10/16/2023
3130ATZG5	1821	Federal Home Loan Bank		11/30/2022	20,000,000.00	19,979,400.00	19,996,000.00	4.875	60	4.917	Aaa	11/30/2023
3130AQF57	1781	Federal Home Loan Bank		01/07/2022	5,000,000.00	4,946,600.00	4,993,890.21	0.625	82	0.872	Aaa	12/22/2023
3133ENLF5	1787	Federal Farm Credit		01/18/2022	5,000,000.00	4,932,350.00	4,999,562.50	0.900	109	0.918	Aaa	01/18/2024
3133EMQL9	1701	Federal Farm Credit		02/12/2021	8,000,000.00	7,845,120.00	8,000,000.00	0.200	134	0.200	Aaa	02/12/2024
3130ATUQ8	1824	Federal Home Loan Bank		12/14/2022	20,000,000.00	19,934,000.00	20,009,243.24	4.750	159	4.655	Aaa	03/08/2024
3133ENWP1	1855	Federal Farm Credit		06/07/2023	10,200,000.00	10,026,090.00	9,972,858.75	2.625	228	5.247	Aaa	05/16/2024
3135GOV75	1840	Federal National Mortg. Assoc.		03/30/2023	5,000,000.00	4,861,800.00	4,870,292.48	1.750	275	4.444	Aaa	07/02/2024
3133EMV25	1747	Federal Farm Credit		08/25/2021	5,000,000.00	4,804,100.00	5,000,743.70	0.450	296	0.435	Aaa	07/23/2024
3134GWB39	1662	Federal Home Loan Mortgage Cor		09/03/2020	5,000,000.00	4,768,750.00	5,000,000.00	0.420	338	0.420	Aaa	09/03/2024
3133EM5X6	1755	Federal Farm Credit		09/24/2021	2,000,000.00	1,904,620.00	1,998,391.84	0.430	358	0.511	Aaa	09/23/2024
3135GOW66	1765	Federal National Mortg. Assoc.		10/13/2021	6,000,000.00	5,768,820.00	6,089,384.47	1.625	380	0.621	Aaa	10/15/2024
3133EN6N5	1833	Federal Farm Credit		01/20/2023	10,000,000.00	9,865,400.00	9,983,718.18	4.250	416	4.367	Aaa	11/20/2024
3130ALYN8	1736	Federal Home Loan Bank		04/28/2021	5,000,000.00	4,701,750.00	5,000,000.00	0.625	485	0.625	Aaa	01/28/2025

Portfolio Management by Fund
Portfolio Management
Portfolio Details - Investments
September 30, 2023

Pages

CUSIP	Investment#	Issuer	Average Balance	Purchase Date	Par Value	Market Value	Book Value	stated Rate	Days to Maturity	YIM	Maturity Mood: £'s	Date
Federal Agency Bullets												
3133ENPG9	1839	Federal Farm Credit		03/30/2023	5,000,000.00	4,759,300.00	4,816,367.95	1.750	502	4.324	Aaa	02/14/2025
3133ENPYO	1798	Federal Farm Credit		02/25/2022	5,000,000.00	4,762,550.00	4,995,500.00	1.750	513	1.812	Aaa	02/25/2025
3133EMSJ2	1705	Federal Farm Credit		03/03/2021	5,000,000.00	4,664,400.00	4,991,881.25	0.430	519	0.540	Aaa	03/03/2025
3130AK2L9	1663	Federal Home Loan Bank		09/04/2020	5,000,000.00	4,662,650.00	5,000,000.00	0.550	520	0.550	Aaa	03/04/2025
3130AUZC1	1837	Federal Home Loan Bank		03/02/2023	15,000,000.00	14,827,800.00	14,906,938.52	4.625	530	5.062	Aaa	03/14/2025
3133EPDW2	1838	Federal Farm Credit		03/21/2023	15,000,000.00	14,733,750.00	14,996,287.50	4.125	537	4.142	Aaa	03/21/2025
3133ENVC1	1806	Federal Farm Credit		04/25/2022	3,000,000.00	2,882,520.00	2,991,420.00	2.750	572	2.900	Aaa	04/25/2025
3130AN4A5	1744	Federal Home Loan Bank		07/06/2021	3,000,000.00	2,778,240.00	3,000,000.00	0.700	638	0.700	Aaa	06/30/2025
3137EAEU9	1700	Federal Home Loan Mortgage Car		01/26/2021	2,000,000.00	1,838,200.00	1,999,445.40	0.375	659	0.389	Aaa	07/21/2025
3133EPGS8	1848	Federal Farm Credit		04/24/2023	5,000,000.00	4,920,650.00	4,999,955.56	4.250	662	4.253	Aaa	07/24/2025
3135G05X7	1714	Federal National Mortg. Assoc.		03/17/2021	4,000,000.00	3,658,760.00	3,974,426.03	0.375	694	0.700	Aaa	08/25/2025
3137EAEX3	1737	Federal Home Loan Mortgage Car		04/26/2021	5,000,000.00	4,558,800.00	4,970,977.69	0.375	723	0.670	Aaa	09/23/2025
3137EAEX3	1829	Federal Home Loan Mortgage Car		01/12/2023	11,000,000.00	10,029,360.00	10,245,250.92	0.375	723	4.030	Aaa	09/23/2025
3130AKPL4	1697	Federal Home Loan Bank		01/28/2021	5,000,000.00	4,524,950.00	5,000,000.00	0.550	850	0.550	Aaa	01/28/2026
3133EPLC7	1854	Federal Farm Credit		05/26/2023	10,000,000.00	9,811,100.00	10,000,000.00	4.125	879	4.127	Aaa	02/26/2026
3133EMUZ3	1722	Federal Farm Credit		03/30/2021	2,000,000.00	1,807,020.00	1,998,920.00	0.810	911	0.828	Aaa	03/30/2026
3133ENUUD0	1799	Federal Farm Credit		04/08/2022	3,000,000.00	2,836,440.00	3,000,000.00	2.640	920	2.640	Aaa	04/08/2026
3133ENGC8	1774	Federal Farm Credit		12/01/2021	5,000,000.00	4,549,000.00	5,000,000.00	1.320	974	1.320	Aaa	06/01/2026
3130AMFS6	1745	Federal Home Loan Bank		07/12/2021	4,000,000.00	3,583,440.00	3,998,804.07	0.750	985	0.760	Aaa	06/12/2026
3130AN4T4	1776	Federal Home Loan Bank		12/13/2021	5,000,000.00	4,493,500.00	4,949,068.56	0.875	985	1.225	Aaa	06/12/2026
3133EM4X7	1751	Federal Farm Credit		09/23/2021	3,000,000.00	2,662,080.00	3,000,000.00	0.800	1,075	0.800	Aaa	09/10/2026
3730AQF65	1777	Federal Home Loan Bank		12/22/2021	5,000,000.00	4,464,800.00	4,995,433.46	1.250	1,177	1.277	Aaa	12/21/2026
3133EN4X5	1828	Federal Farm Credit		12/23/2022	10,000,000.00	9,701,900.00	9,987,793.75	3.875	1,179	3.913	Aaa	12/23/2026
3133ENKV1	1786	Federal Farm Credit		01/13/2022	3,000,000.00	2,695,890.00	2,995,968.00	1.500	1,200	1.540	Aaa	01/13/2027
3130AVWR9	1852	Federal Home Loan Bank		05/12/2023	5,000,000.00	4,799,800.00	5,007,809.31	3.625	1,349	3.601	Aaa	06/11/2027
31422X2X9	1850	Farmer Mac		05/17/2023	10,000,000.00	9,488,300.00	10,000,000.00	3.600	1,629	3.601		03/17/2028
3133EPDP7	1845	Federal Farm Credit		04/12/2023	5,000,000.00	4,766,950.00	4,986,431.70	3.625	1,633	3.691	Aaa	03/21/2028
Subtotal and Average			279,664,165.06		272,200,000.00	261,584,470.00	270,718,976.39		584	2.884		
Municipal Bonds												
798153PV8	1801	SAN JOSE FING AUTH LEASE REVEN		04/21/2022	1,300,000.00	1,277,666.00	1,300,000.00	2.916	213	2.916	Aa3	05/01/2024
MC1560	1560	Pub Fin Auth (Bass Lake)		04/05/2017	4,545,000.00	4,545,000.00	4,545,000.00	3.500	3,623	3.500	NR	09/01/2033
SYS1621	1621	Rolling Hills		01/30/2019	2,199,692.00	2,199,692.00	2,199,692.00	3.750	5,450	3,750	NR	09/02/2038
Subtotal and Average			8,048,349.83		8,044,692.00	8,022,358.00	8,044,692.00		3,572	3.474		

Data Updated: SET_1PM: 10/17/2023 11:08

Run Date: 10/17/2023 -11:08

Portfolio MAD
RC
PM (PRF_PM2) 7.3.11

Portfolio Management by Fund
Portfolio Management
Portfolio Details - Investments
September 30, 2023

Pages

CUSIP	Investment#	Issuer	Average Balance	Purchase Date	Par Value	Market Value	Book Value	stated Rate	Days to Maturity	YIM	Maturity Date
Grant Anticipation Notes											
MD 10A 1791	1791	MD 1DA Madera Ranchos		01/25/2022	1,500,000.00	1,500,000.00	1,500,000.00	1.077	482	0.921	NR 01/25/2025
MD1794	1794	MD36-Eastin Arcola		01/25/2022	400,000.00	400,000.00	400,000.00	1.077	482	0.921	NR 01/25/2025
MD1793	1793	MD85 Valeta		01/25/2022	400,060.00	400,000.00	400,000.00	1.077	482	0.921	NR 01/25/2025
CSA 1 PH 1807	1807	CSA 1 Indian lakes		06/06/2022	342,000.00	342,000.00	342,000.00	1.077	594	0.962	NR 05/17/2025
MD.19 PII1808	1808	MD19 Parkwood		06/06/2022	444,000.00	444,000.00	444,000.00	1.077	594	0.960	NR 05/17/2025
1857 MD 10 MR	1857	MD 1DA Madera Ranchos		06/20/2023	3,000,000.00	3,000,000.00	3,000,000.00	2.560	638	2.561	NR 06/30/2025
1856MD01 HL	1856	Hidden Lakes		06/20/2023	750,000.00	750,000.00	750,000.00	2.560	727	2.560	NR 09/27/2025
MD 28 1816	1816	MD 28 RIPPERDAN		10/18/2022	300,000.00	300,000.00	300,000.00	1.077	78	1.012	NR 10/18/2025
Subtotal and Average			7,136,000.00		7,136,000.00	7,136,000.00	7,136,000.00		597	1.791	
Total and Average			664,291,224.93		695,683,255.96	848,156,054.10	882,801,327.68		669	2.602	

Data Updated: SET_1PM: 10/17/202311:08
Run Date: 10/17/2023-11:08

Portfolio MAD
RC
PM (PRF_PM2) 7.3.11



**Portfolio Management by Fund
Transaction Activity Report
September 1, 2023 - September 30, 2023
Sorted by Transaction Date - Transaction Type
All Funds**

Madera County
200 W. 4th Street
Madera, CA 93637
(559)675-7013


Investment #	Fund	CUSIP	Inv Descrip	TransactionType	TransactionDate	MaturityDate	RedemptionType	New Principal	Principal Paydowns	Interest	Total Cash
1560	01	MC1560	Madera County PFA	Redemption	09/01/2023	09/01/2033	Call		375,000.00		375,000.00
1560	01	MC1560	Madera County PFA	Interest	09/01/2023	09/01/2033				86,100.00	86,100.00
1830	01	478160CN2	JOHNSON &	Interest	09/01/2023	09/01/2025				13,750.00	13,750.00
Totals for 09/01/2023									375,000.00	99,850.00	474,850.00
1621	01	SYS1621	CSA-19 3.75% MAT	Redemption	09/02/2023	09/02/2038	Call		109,735.00		109,735.00
1621	01	SYS1621	CSA-19 3.75% MAT	Interest	09/02/2023	09/02/2038				43,301.76	43,301.76
Totals for 09/02/2023									109,735.00	43,301.76	153,036.76
1486	01	SYS1486	CAMP 0.43%	Redemption	09/05/2023				8,000,000.00		8,000,000.00
1662	01	3134GWB39	FEDERAL HOME LN	Interest	09/05/2023	09/03/2024				10,500.00	10,500.00
1663	01	3130AK2L9	FEDERAL HOME	Interest	09/05/2023	03/04/2025				13,750.00	13,750.00
1705	01	3133EMSJ2	FEDERAL FARM CR	Interest	09/05/2023	03/03/2025				10,750.00	10,750.00
1706	01	3133EMSC7	FEDERAL FARM CR	Interest	09/05/2023	03/03/2025				12,000.00	12,000.00
1842	01	3130ALHH0	FEDERAL HOME	Interest	09/05/2023	03/05/2026				48,000.00	48,000.00
1842	01	3130ALHH0	FEDERAL HOME	Accr Int	09/05/2023	03/05/2026			9,866.67	-9,866.67	0.00
Totals for 09/05/2023									8,009,866.67	85,133.33	8,095,000.00
1710	01	3137EAEW5	FEDERAL HOME LN	Redemption	09/08/2023	09/08/2023	Maturity		5,000,000.00		5,000,000.00
1813	01	313383YJ4	FEDERAL HOME	Redemption	09/08/2023	09/08/2023	Maturity		3,000,000.00		3,000,000.00
1831	01	22533UW82	CACIB ZERO CPN	Redemption	09/08/2023	09/08/2023	Maturity		10,000,000.00		10,000,000.00
1710	01	3137EAEW5	FEDERAL HOME LN	Interest	09/08/2023	09/08/2023				6,250.00	6,250.00
1813	01	313383YJ4	FEDERAL HOME	Interest	09/08/2023	09/08/2023				50,625.00	50,625.00
1824	01	3130ATUQ8	FHLB 4.75% MAT	Interest	09/08/2023	03/08/2024				475,000.00	475,000.00
1859	01	24422EWD7	JOHN DEERE	Interest	09/08/2023	03/08/2027				58,750.00	58,750.00
1859	01	24422EWD7	JOHN DEERE	Accr Int	09/08/2023	03/08/2027			35,902.78	-35,902.78	0.00
Totals for 09/08/2023									18,035,902.78	554,722.22	18,590,625.00
1664	01	3134GWWJ64	FEDERAL HOME LN	Interest	09/11/2023	06/10/2024				10,000.00	10,000.00
1665	01	3134GWWJ64	FEDERAL HOME LN	Interest	09/11/2023	06/10/2024				10,000.00	10,000.00
1751	01	3133EM4X7	FEDERAL FARM CR	Interest	09/11/2023	09/10/2026				12,000.00	12,000.00
Totals for 09/11/2023										32,000.00	32,000.00
131	01	SYS131	BOFA-I 0.%	Redemption	09/12/2023				2,000,000.00		2,000,000.00
Totals for 09/12/2023									2,000,000.00		2,000,000.00
1815	01	3130ATDJ3	FEDERAL HOME	Redemption	09/15/2023	09/15/2023	Maturity		5,000,000.00		5,000,000.00
1711	01	3133EMTD4	FEDERAL FARM CR	Interest	09/15/2023	03/15/2024				9,250.00	9,250.00

**Portfolio Management by Fund
Transaction Activity Report
Sorted by Transaction Date - Transaction Type**

Investment #	Fund	CUSIP	Inv Descrip	TransactionType	TransactionDate	MaturityDate	RedemptionType	New Principal	Principal Paydowns	Interest	Total Cash
1754	01	91282CCX7	UNITED STATES	Interest	09/15/2023	09/15/2024				9,375.00	9,375.00
1815	01	3130ATDJ3	FEDERAL HOME	Interest	09/15/2023	09/15/2023				96,875.00	96,875.00
Totals for 09/15/2023									5,000,000.00	115,500.00	5,115,500.00
1667	01	3134GWP91	FEDERAL HOME LN	Interest	09/18/2023	06/16/2025				12,500.00	12,500.00
1712	01	3130ALH56	FEDERAL HOME	Interest	09/18/2023	03/18/2026				18,750.00	18,750.00
1837	01	3130AUZC1	FEDERAL HOME	Interest	09/18/2023	03/14/2025				398,906.25	398,906.25
1850	01	31422X2X9	FAMCA 3.6% MAT	Interest	09/18/2023	03/17/2028				120,000.00	120,000.00
1837	01	3130AUZC1	FEDERAL HOME	Accr Int	09/18/2023	03/14/2025			28,906.25	-28,906.25	0.00
Totals for 09/18/2023									28,906.25	521,250.00	550,156.25
119	01	SYS119		Redemption	09/19/2023				92,000.00		92,000.00
120	01	SYS119		Redemption	09/19/2023				1,500,000.00		1,500,000.00
Totals for 09/19/2023									1,592,000.00		1,592,000.00
1838	01	3133EPDW2	FFC 4.125% MAT	Interest	09/21/2023	03/21/2025				309,375.00	309,375.00
1845	01	3133EPDP7	FEDERAL FARM CR	Interest	09/21/2023	03/21/2028				90,625.00	90,625.00
1845	01	3133EPDP7	FEDERAL FARM CR	Accr Int	09/21/2023	03/21/2028			10,572.92	-10,572.92	0.00
Totals for 09/21/2023									10,572.92	389,427.08	400,000.00
1864	01	46632FTH8	JP MOR 6.% MAT	Purchase	09/22/2023	09/22/2025		5,000,000.00			-5,000,000.00
1716	01	3133EMUF7	FEDERAL FARM CR	Redemption	09/22/2023	09/22/2023	Maturity		2,000,000.00		2,000,000.00
1726	01	3133EMUF7	FEDERAL FARM CR	Redemption	09/22/2023	09/22/2023	Maturity		5,000,000.00		5,000,000.00
1716	01	3133EMUF7	FEDERAL FARM CR	Interest	09/22/2023	09/22/2023				2,200.00	2,200.00
1726	01	3133EMUF7	FEDERAL FARM CR	Interest	09/22/2023	09/22/2023				5,500.00	5,500.00
Totals for 09/22/2023									5,000,000.00	7,700.00	2,007,700.00
1486	01	SYS1486	CAMP 0.43%	Purchase	09/25/2023			27,000,000.00			-27,000,000.00
1718	01	3133EMUK6	FEDERAL FARM CR	Interest	09/25/2023	03/25/2026				10,500.00	10,500.00
1737	01	3137EAEX3	FEDERAL HOME LN	Interest	09/25/2023	09/23/2025				9,375.00	9,375.00
1755	01	3133EM5X6	FEDERAL FARM CR	Interest	09/25/2023	09/23/2024				4,300.00	4,300.00
1829	01	3137EAEX3	FEDERAL HOME LN	Interest	09/25/2023	09/23/2025				20,625.00	20,625.00
Totals for 09/25/2023									27,000,000.00	44,800.00	-26,955,200.00
131	01	SYS131	BOFA-I 0.%	Purchase	09/28/2023			3,000,000.00			-3,000,000.00
1486	01	SYS1486	CAMP 0.43%	Purchase	09/28/2023			7,000,000.00			-7,000,000.00
1669	01	3134GWTU0	FEDERAL HOME LN	Interest	09/28/2023	06/28/2024				9,375.00	9,375.00
Totals for 09/28/2023									10,000,000.00	9,375.00	-9,990,625.00
130	02	SYS130	BANKAM 0.%	Purchase	09/29/2023			2,054,791.56			-2,054,791.56
131	01	SYS131	BOFA-I 0.%	Purchase	09/29/2023			1,739.53			-1,739.53
1486	01	SYS1486	CAMP 0.43%	Purchase	09/29/2023			85,171.32			-85,171.32
1816	01	MD 28 1816	MD 28 1.% MAT	Interest	09/29/2023	10/18/2025				611.97	611.97
131	01	SYS131	BOFA-I 0.%	Interest	09/29/2023					1,739.53	1,739.53

**Portfolio Management by Fund
Transaction Activity Report
Sorted by Transaction Date - Transaction Type**

Investment #	Fund	CUSIP	Inv Descrip	TransactionType	TransactionDate	MaturityDate	RedemptionType	New Principal	Principal Paydowns	Interest	Total Cash
1486	01	SYS1486	CAMP 0.43%	Interest	09/29/2023					85,171.32	85,171.32
Totals for 09/29/2023								2,141,702.41		87,522.82	-2,054,179.59
1807	01	CSA 1 PII 1807	CSA 1 1.1% MAT	Interest	09/30/2023	05/17/2025				705.28	705.28
1808	01	MD 19 PII 1808	MD 19 1.1% MAT	Interest	09/30/2023	05/17/2025				915.63	915.63
1856	01	1856 MD 01 HL	MD1 2.56% MAT	Interest	09/30/2023	09/27/2025				4,906.67	4,906.67
1857	01	1857 MD 10 MR	MD 10A 2.56% MAT	Interest	09/30/2023	06/30/2025				19,357.81	19,357.81
Totals for 09/30/2023										25,885.39	25,885.39
1722	01	3133EMUZ3	FEDERAL FARM CR	Interest	10/02/2023	03/30/2026				8,100.00	8,100.00
1723	01	3130ALTH7	FEDERAL HOME	Interest	10/02/2023	09/30/2024				12,750.00	12,750.00
1752	01	3130AP3E3	FEDERAL HOME	Interest	10/02/2023	09/30/2026				20,500.00	20,500.00
1758	01	91282CCZ2	UNITED STATES	Interest	10/02/2023	09/30/2026				21,875.00	21,875.00
1835	01	91282CAL5	UNITED STATES	Interest	10/02/2023	09/30/2027				20,625.00	20,625.00
1861	01	3130ATF77	FEDERAL HOME	Interest	10/02/2023	09/30/2027				250,000.00	250,000.00
1861	01	3130ATF77	FEDERAL HOME	Accr Int	10/02/2023	09/30/2027			134,722.22	-134,722.22	0.00
Totals for 10/02/2023									134,722.22	199,127.78	333,850.00
Grand Total								44,141,702.41	42,296,705.84	2,215,595.38	370,598.81



Cecilia A. Massetti, Ed.D.
Superintendent of Schools

Agenda Item 8.4

Board of Education Action Item November 14, 2023

Topic:

Consideration Acceptance of 2023 Williams Site Visitation Annual Report

Background:

Each year the Madera County Board of Education is asked to accept the Williams Site Visitation Annual Report.

Financial Impact:

None

Resource:

Tricia Protzman, Deputy Superintendent
Educational & Administrative Services
662-3871

Recommendation:

Acceptance by the Board.

Madera County Superintendent of Schools 2023 Williams Annual Report

Presented to

Chawanakee Unified School District Board of Trustees

Chowchilla Elementary School District Board of Trustees

Golden Valley Unified School District Board of Trustees

Madera Unified School District Board of Trustees

Raymond-Knowles Union Elementary School District Board of Trustees

Yosemite Unified School District Board of Trustees

Madera County Board of Education

and

Madera County Board of Supervisors

Prepared by

Susan Pennell

Manager, Library Media Services

November 2023

Cecilia A. Massetti, Ed.D.

Madera County Superintendent of Schools

2023 Williams Site Visitation Annual Report
Required by
Terms of the Williams Settlement
November 2023

Background

In May 2000 the American Civil Liberties Union and other public interest advocates representing students across the state filed a lawsuit against the State of California, the Superintendent of Public Instruction, the State Board of Education, and the California Department of Education. The lawsuit claimed that the State failed to provide poor and underprivileged students with equal educational opportunities. Allegations included that the following conditions existed in schools with poor and underprivileged students:

1. Lack of sufficient educational tools, e.g., textbooks, instructional materials.
2. Inadequate facilities, e.g., lack of heating/air conditioning, unclean restrooms, etc.
3. Lack of credentialed teachers.

The Williams Settlement covered a broad scope of issues regarding instructional materials, facilities maintenance, teacher credentialing and assignment monitoring, enhanced public reporting in the School Accountability Report Cards (SARC), and Year-Round Schools operating on the Concept 6 calendar [not a year-round calendar operating in Madera County at the time or since].

In August 2004 Governor Schwarzenegger settled this lawsuit. The initial result of the settlement was the enactment of five pieces of legislation to ensure monitoring of conditions at school sites with student scores in the lower third deciles or Deciles 1, 2, and 3 Schools on the 2003 Academic Performance Index (API). An additional outcome was a new oversight role for county superintendents for schools in deciles 1-3 on the 2003 base API. Subsequent legislation changed the API base year from 2003 to more current API deciles 1-3 schools for the purpose of school sites subject to site visitations. From 2012 through 2021 the schools monitored were based on the 2012 Base Academic Performance Index.

In October 2021 Governor Newsom approved Assembly Bill 599 that changed how schools were identified for Williams monitoring. The new criteria commencing with the 2021–2022 fiscal year, identified a list of schools pursuant to a specified procedure based on the schools identified for comprehensive support and improvement and additional targeted support and improvement or as low-performing pursuant to specified federal laws, and to additionally

include on the list schools where 15% or more of the teachers are holders of a permit, certificate, or any other authorization that is a lesser certification than a preliminary or clear California teaching credential. (Ed. Code Section 1240)

Site visitations require verification of sufficiency of textbooks and instructional materials; the adequacy, health and safety of school facilities; appropriate posting of the uniform complaint procedures [UCP], review of School Accountability Report Cards [SARC]; and review of teacher credentialing.

The findings of the required visitations are to be reported to the governing boards of those schools, the Madera County Board of Education, and to the Madera County Board of Supervisors. This report contains the findings of visits to the school sites in the six Madera County school districts subject to site reviews. Mountain Oaks High and North Fork Elementary in the Chawanakee Unified School District; Stephens Elementary in the Chowchilla Elementary School District; Freedom Home and Sierra View Elementary in the Golden Valley Unified School District; Alpha Elementary, Duane E. Furman Independent Study, Thomas Jefferson Middle, Martin Luther King Jr. Middle, and Parkwood Elementary in the Madera Unified School District; Raymond-Knowles Elementary in the Raymond-Knowles Union Elementary School District; and Coarsegold Elementary in the Yosemite Unified School District.

The visits as specified in California Education Code Section 1240 are:

1. To ensure that students have access to sufficient instructional materials in four core subject areas of English language arts, including the English language development component, mathematics, history/social science and science in all schools visited, plus world language and health at the secondary level and the availability of laboratory science equipment as applicable to science laboratory courses offered in grades 9 to 12, inclusive; and
2. To assess compliance with facilities maintenance to determine the condition of a facility that poses an emergency or urgent threat to the health or safety of pupils or staff; and
3. To determine if the school has provided accurate data for the annual school accountability report card related to instructional materials and facilities maintenance; and
4. To determine teacher vacancies, assignments, and credentials.

The standards set forth in the law define “sufficient” instructional materials to mean every pupil, including English learners, has a textbook and/or instructional materials in the four/six core areas to use in class and have access at home each night. Facilities standards for each

school district receiving state funding for facilities maintenance are required to establish a facilities inspection program and to ensure that each of its schools is maintained in good repair. “Good repair” is defined as maintaining schools that are clean, safe, and functional.

The School Site Review Team is required to visit a minimum of 25% of core curriculum classrooms at the elementary level, and 20% of sections of core subjects at the secondary level with a prescribed array of programs, e.g. review of courses for English Language Learners. Additionally, ancillary facilities such as restrooms, multipurpose rooms, computer labs, libraries, resource classrooms, and special day classrooms are subject to site review.

Findings

Findings in the required areas were as follows:

I. Access and Sufficiency of Instructional Materials in the Core Areas

Of the twelve school sites visited, the following findings apply to access and sufficiency of instructional materials. Site reports contain additional information regarding findings that may have been remedied during the site visit.

Chawanakee Unified School District

Board of Trustees Sufficiency Hearing and Action: At the September 12, 2023 regular meeting of the Board of Trustees, a public hearing on “2023/2024 Sufficiency of Materials” was held. Following the public hearing, the Board passed Resolution No. 5-2023/2024 - Sufficiency of Instructional Materials for the 2023-2024 School Year, in which a sufficiency of textbooks and instructional materials was declared.

Site Visitation Findings: Textbooks and Instructional Materials

Mountain Oaks High and North Fork Elementary Schools: It was found that there was a sufficiency of instructional materials for students in all classrooms visited.

Chowchilla Elementary School District

Board of Trustees Sufficiency Hearing and Action: At the October 9, 2023 regular meeting of the Board of Trustees, a public hearing on “#2023-24.5 Sufficiency of Approved Textbooks and Instructional Materials” was held. Following the public hearing, the Board passed Resolution

#2023-24.5 - Sufficiency of Instructional Materials for the 2023-2024 School Year, in which a Sufficiency of Approved Textbooks and Instructional Materials for the 2023-2024 School Year was approved.

Site Visitation Findings: Textbooks and Instructional Materials

Stephens Elementary School: It was found that there was a sufficiency of instructional materials for students in all classrooms visited.

Golden Valley Unified School District

Board of Trustees Sufficiency Hearing and Action: At the September 26, 2023 regular meeting of the Board of Trustees, a public hearing on “#2023-24-07 Sufficiency or Insufficiency of Instructional Materials” was held. Following the public hearing, the Board passed Resolution #2023-24-07 – “Sufficiency or Insufficiency of Instructional Materials” for the 2023-2024 School Year was approved.

Site Visitation Findings: Textbooks and Instructional Materials

Freedom Home and Sierra View Elementary Schools: It was found that there was a sufficiency of instructional materials for students in all classrooms visited.

Madera Unified School District

Board of Trustees Sufficiency Hearing and Action: At the September 26, 2023 regular meeting of the Board of Trustees, a public hearing on “No. 10-2023/24 Textbook and Instructional Materials Compliance Certification of Provision of Sufficient Standards-Aligned Instructional Materials For Grades K-12” was held. Following the public hearing, the Board passed Resolution No. 10-2023/24 Textbook and Instructional Materials Compliance Certification of Provision of Sufficient Standards-Aligned Instructional Materials for Grades K-12 for the 2023-2024 School Year was approved.

Site Visitation Findings: Textbooks and Instructional Materials

Alpha Elementary, Duane E. Furman Independent Study, Thomas Jefferson Middle, Martin Luther King Jr. Middle, and Parkwood Elementary: It was found that there was a sufficiency of instructional materials for students in all classrooms visited.

Raymond-Knowles Union Elementary School District

Board of Trustees Sufficiency Hearing and Action: At the September 14, 2023 regular meeting of the Board of Trustees, a public hearing on “Instructional Materials, Textbooks, Statement of Assurance 2023-2024” was held. Following the public hearing, the Board passed Resolution #433.2023-24 Sufficiency of Instructional Materials for the 2023-2024 School Year was approved.

Site Visitation Findings: Textbooks and Instructional Materials

Raymond-Knowles Elementary: It was found that there was a sufficiency of instructional materials for students in all classrooms visited.

Yosemite Unified School District

Board of Trustees Sufficiency Hearing and Action: At the September 11, 2023 regular meeting of the Board of Trustees, a public hearing on “Sufficiency of Instructional Materials” was held. Following the public hearing, the Board passed Resolution #2023/2024-03 Sufficiency of Instructional Materials for the 2023-2024 School Year was approved.

Site Visitation Findings: Textbooks and Instructional Materials

Coarsegold Elementary: It was found that there was a sufficiency of instructional materials for students in all classrooms visited.

II. Required Classroom Postings for Uniform Complaint Procedures

The required and up-to-date Williams Uniform Complaint Procedures notification was properly posted throughout the twelve school sites reviewed in each of the six school districts.

III. Verification of Data on School Accountability Report Card (SARC)

Remote review of SARCs for the twelve schools was conducted by the Madera County Superintendent of Schools’ Williams Monitoring Coordinator. Review of SARCs revealed SARCs were up to date in all twelve schools reviewed in each of the six districts as per current State Board of Education template requirements.

IV. Facilities Review Based on the Facilities Inspection Tool (FIT) Developed by OPSC

A thorough review of the twelve school sites was conducted using the State of California mandated Facilities Inspection Tool (FIT) developed by the Office of Public School Construction (OPSC). In the typical facilities school site review, district office level maintenance and operations representative(s) and the school site maintenance and operations staff accompanied review team member(s). This process serves to enhance the understanding of the need for corrective actions. Maintenance and operations staff members were accommodating in the process. District and site personnel responded with written statements as to any immediate corrective actions taken.

Chawanakee Unified School District

Certification was received verifying that corrective action was taken on the findings at Mountain Oaks High and North Fork Elementary.

Chowchilla Elementary School District

There were no findings.

Golden Valley Unified School District

Certification was received verifying that corrective action was taken on the findings at Freedom Home and Sierra View Elementary. The following represents the remaining finding scheduled for correction action at Sierra View Elementary School:

There is a current plan to repair the protruding concrete section in the central courtyard that is caused by the root structure of the tree nearby. Currently the edges are painted yellow as a precaution. The repair is complicated as it involves the underground drainage structures, but it is expected to be completed by next school year.

Madera Unified School District

Certification was received verifying that corrective action was taken on the findings at Alpha Elementary, Duane E. Furman Independent Study, Thomas Jefferson Middle, Martin Luther King Jr. Middle, and Parkwood Elementary. The following represents the remaining findings scheduled for corrective action at Martin Luther King Jr. Middle School:

In Room 503 the wallpaper is peeling off the wall. Solution: A tack board will be attached to the wall during Thanksgiving break.

In the gym three light fixtures are not functioning. Solution: As this has been an on-going problem, all 24 light fixtures will be replaced with a new system over Thanksgiving break.

Raymond-Knowles Union Elementary School District

Certification was received verifying that corrective action has been/will be taken on findings. The following represents the remaining findings scheduled for corrective action at Raymond-Knowles Elementary School:

Room 1	Grades 4 and 5:	<ol style="list-style-type: none">1. Long rips in the carpet. Solution: Approved for work in summer 2024.2. Extremely low pressure in classroom faucet. Solution: Plummer has been called for a quote.3. Bookcase needs to be repainted. Solution: Will be painted in summer 2024.
Room 2	Grades 6, 7, and 8:	<ol style="list-style-type: none">1. There are broken ceiling tiles. Solution: On order. Will be replaced.2. Long rips in the carpet. Solution: Approved for work in summer 2024.3. Sink cabinet – paint, missing wood, broken knob. Solution: Supplies on order for repairs.
Room 3	Grades TK, K, and 1	<ol style="list-style-type: none">1. Replace stained ceiling tiles in student restrooms. Solution: A quote has been scheduled.2. Broken ceiling tiles in classroom. Solution: On order. Will be replaced.
Room 4	Grades 2 and 3	<ol style="list-style-type: none">1. Gap in wall covering needs trim to cover it. Solution: Supplies on order.2. Wall trim is coming away from wall. Solution: Supplies on order.3. Ceiling tile with hole needs to be replaced. Solution: On order.

Fencing is dilapidated and needs to be replaced. Solution: Quote has been requested. Repair will be scheduled.

Ground bark needs to be added around the playground structure. Solution: On order.

The gazebo needs to be painted. Solution: Booster Club will replace the gazebo with a new seating area.

Yosemite Unified School District

Certification was received verifying that corrective action has been/will be taken on findings. The following represents the remaining findings scheduled for corrective action at Coarsegold Elementary School:

Rooms 203 and 205 – Window blinds are bent. Solution: Replacement blinds are on order.

V. Teacher Vacancy, Assignment, and Credentialing

Chawanakee Unified

Mountain Oaks High – The review of teachers assigned to Mountain Oaks High revealed no teacher misassignment and no vacancies. Mountain Oaks High has three classroom teachers with no classes at 20% or more English Learners.

North Fork Elementary – The review of teachers assigned to North Fork Elementary revealed no teacher misassignment and no vacancies. North Fork has nine classroom teachers with no classes at 20% or more English Learners.

Chowchilla Elementary School District

Stephens Elementary – The review of teachers assigned to Stephens Elementary School revealed no teacher misassignments and no vacancies. Stephens Elementary School has 9 self-contained classes with 20% or more English Learners. 100% of teachers in those classes hold the appropriate English Learner Authorization.

Golden Valley Unified School District

Freedom Home – The review of teachers assigned to Freedom Home revealed no teacher misassignment. Freedom home has 2 classroom teachers with no classes at 20% or more with English Learners.

Sierra View Elementary – The review of teachers assigned to Sierra View Elementary revealed one teacher misassignment. Sierra View Elementary has 17 self-contained classes with no classes at 20% or more English Learners.

- One teacher was found to only carry a Substitute Teaching Permit and not properly assigned.
 - The district office was notified, and the teacher is completing testing for Preliminary Credential, as well as looking into an Emergency Permit.

Official notification of the specific findings was sent to Golden Valley Unified School District on October 4, 2023. Per the Commission on Teacher Credentialing (CTC), Golden Valley Unified School District has 30 days to correct the misassignments once they are notified by the Madera County Superintendent of Schools.

Madera Unified School District

Alpha Elementary – The review of teachers assigned to Alpha Elementary revealed no teacher misassignments and one vacancy. Alpha Elementary has 29 self-contained classes with 20% or more English Learners. 100% of teachers in those classes hold the appropriate English Learner Authorization.

Duane E. Furman Independent Study – The review of teachers assigned to Duane E. Furman Independent Study revealed no teacher misassignment. Duane E. Furman Independent Study has 65 classes with 20% or more English Learners. 100% of teachers in those classes hold the appropriate English Learner Authorization.

Thomas Jefferson Middle School – The review of teachers assigned to Thomas Jefferson Middle School revealed no teacher misassignments and three vacancies. Thomas Jefferson Middle School has 119 classes with 20% or more English Learners. 100% of teachers in those classes hold the appropriate English Learner Authorization.

Martin Luther King Jr. Middle School – The review of teachers assigned to Martin Luther King Jr. Middle School revealed no teacher misassignments and one vacancy. Martin Luther King Jr. Middle School has 145 classes with 20% or more English Learners. 95.1% of teachers in those classes hold the appropriate English Learner Authorization.

- Two teachers were found to not carry any EL authorization or Emergency CLAD credential.

- The district office will be submitting an Emergency CLAD for both teachers.

Parkwood Elementary – The review of teachers assigned to Parkwood Elementary revealed no teacher misassignments and one vacancy. Parkwood Elementary has 27 classes with 20% or more English Learners. 100% of teachers in those classes hold the appropriate English Learner Authorization.

Official notification of the specific findings was sent to Madera Unified on October 4, 2023. Per the Commission on Teacher Credentialing (CTC), Madera Unified has 30 days to correct the misassignments once they are notified by the Madera County Superintendent of Schools.

Raymond-Knowles Union Elementary


Raymond-Knowles Elementary – The review of teachers assigned to Raymond-Knowles Elementary revealed two teacher misassignments and one vacancy. Raymond-Knowles Elementary has 5 classroom teachers with no classroom at 20% or more English Learners.

- One teacher was found to only carry a Substitute Teaching Permit and not properly assigned.
 - The district office was notified.
- One teacher was found to only carry a Multiple Subject Teaching Credential and not properly assigned.
 - The district office was notified.

Official notification of the specific findings was sent to Raymond-Knowles on October 16, 2023. Per the Commission on Teacher Credentialing (CTC), Raymond-Knowles has 30 days to correct the misassignments once they are notified by the Madera County Superintendent of Schools.

Yosemite Unified

Coarsegold Elementary – The review of teachers assigned to Coarsegold Elementary revealed no teacher misassignments and one vacancy. Coarsegold Elementary has 18 classroom teachers with no classroom at 20% or more English Learners.



Agenda Item 9.1

Board of Education Action Item November 14, 2023

Topic:

Consideration Superintendent's Compensation

Background:

The Board of Education reviewed the compensation of the Superintendent in July 2022. Since that review, the employees of the Madera County Superintendent of Schools have received the following effective July 1, 2023:

- Cost of Living increases for CTA was 8 %
- Adjustments to salary schedules, for CSEA was a 5% COLA and the additional column to the schedule and adjusting the step date to July 1st resulted in an additional 5%
- Administration and internal Classified staff received a 5% COLA and additional compensation dependent on the outcome of the classification study and adjustment of an additional step.

Proposal and Recommendations:

At this time the board is requested to consider an adjustment to the Superintendents salary schedule and apply a 3 ½ % Cost of Living Adjustment to the schedule. The superintendent is currently on step 8 of an 8 step Schedule at \$253,069.30.

1. The following is proposed as a base schedule for the Superintendent of Schools:
 - Step 1 \$223,000
 - Step 2 \$227,000
 - Step 3 \$232,000
 - Step 4 \$237,000
 - Step 5 \$242,000
 - Step 6 \$247,000
 - Step 7 \$252,000
 - Step 8 \$257,000

2. A 3 ½ % Cost of Living adjustment be applied to the base to create a new schedule.
 - Step 1 $\$223,000 + 7805 = \$230,805$
 - Step 2 $\$227,000 + 7945 = \$234,945$
 - Step 3 $\$232,000 + 8120 = \$240,120$
 - Step 4 $\$237,000 + 8295 = \$245,295$
 - Step 5 $\$242,000 + 8470 = \$250,470$
 - Step 6 $\$247,000 + 8645 = \$255,645$
 - Step 7 $\$252,000 + 8820 = \$260,820$
 - Step 8 $\$257,000 + 8995 = \$265,995$
3. The Superintendent be placed on Step 7 of the schedule.
4. The new schedule be prorated starting in November 2023.
5. That all other health and welfare and payments noted as compensation for the Superintendent of Schools be maintained at the levels approved by the Board on July 12, 2022.

Financial Impact:

Budgeted Item

Resource:

Tammy Loveland, President
Board of Education

Recommendation:

Recommendations above for Board consideration.